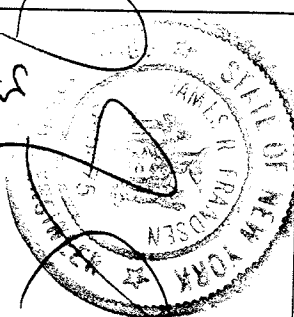


Maintain following clearances:
 A: 30" min. 60" max. floor to pipe CL
 B: 12" min. above backflow preventer
 C: 18" min. floor to lowest point of backflow preventer
 Maintain 8" min. in back and 30" min. in front of unit for testing and maintenance.

General Notes

1. All backflow preventers must be approved by the New York State Dept. of Health. (NYSDOH)
2. The device shall be installed as shown on the approved plans in a heated, lighted area above the highest possible flood level. The installation must be in accordance with the requirements of the NYSDOH, the Elmira Water Board and local plumbing codes. Deviations to the approved plans are not allowed without the permission of the Elmira Water Board.
3. A thermal expansion tank should be installed on the cold water make-up lines to direct fired storage tanks. A working pressure relief valve must be maintained at all times.
4. The BFP device is to be tested by a NYSDOH certified tester at the time of installation and at least annually thereafter. Test results are to be supplied to the Elmira Water Board.
5. Maintenance of the device is the responsibility of the customer. The device should be disassembled and overhauled every five years.
6. It is unlawful to tamper with the BFP device, to install any outlet or connections ahead of the device, to install an unapproved bypass around the device, or to remove the device from service without the approval of the Elmira Water Board.

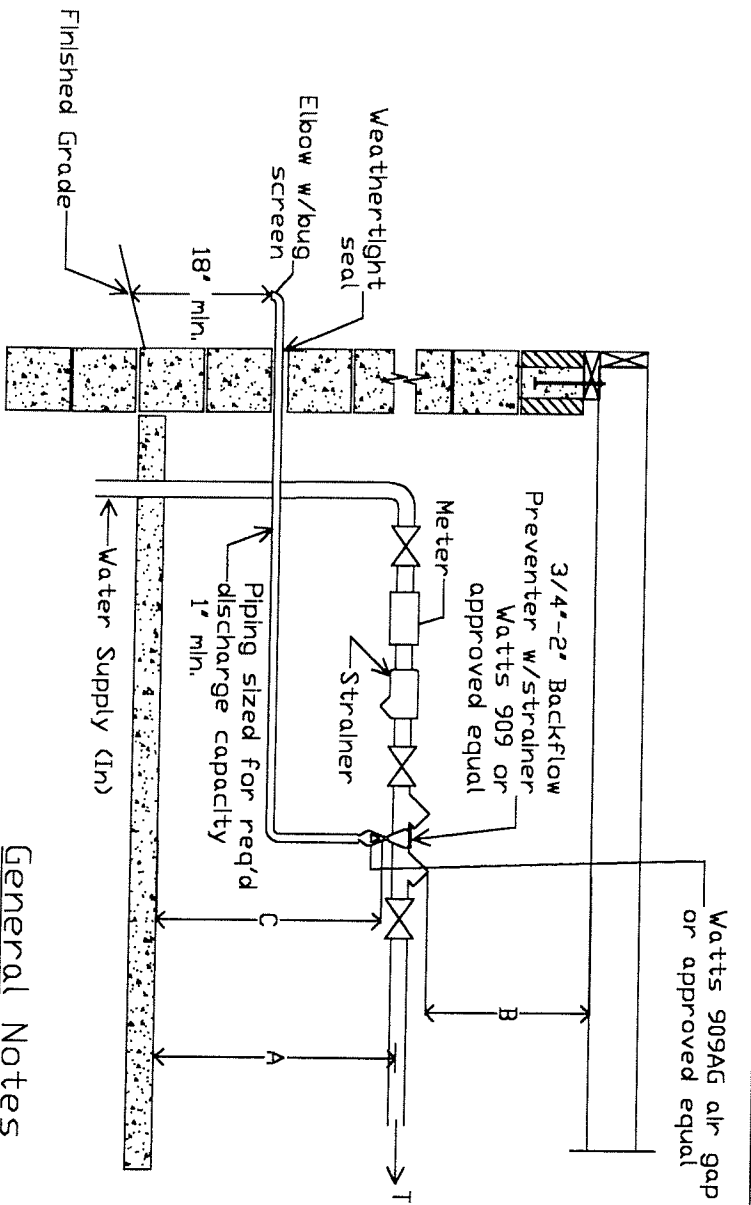


3/4"-2" RPZ W/FLOOR DRAIN
 Elmira Water Board

These drawings prepared under the direction of
 Jim Frandsen, Licensed Professional Engineer

Date: 10/5/99 Rev. #:

2-16-99




General Notes

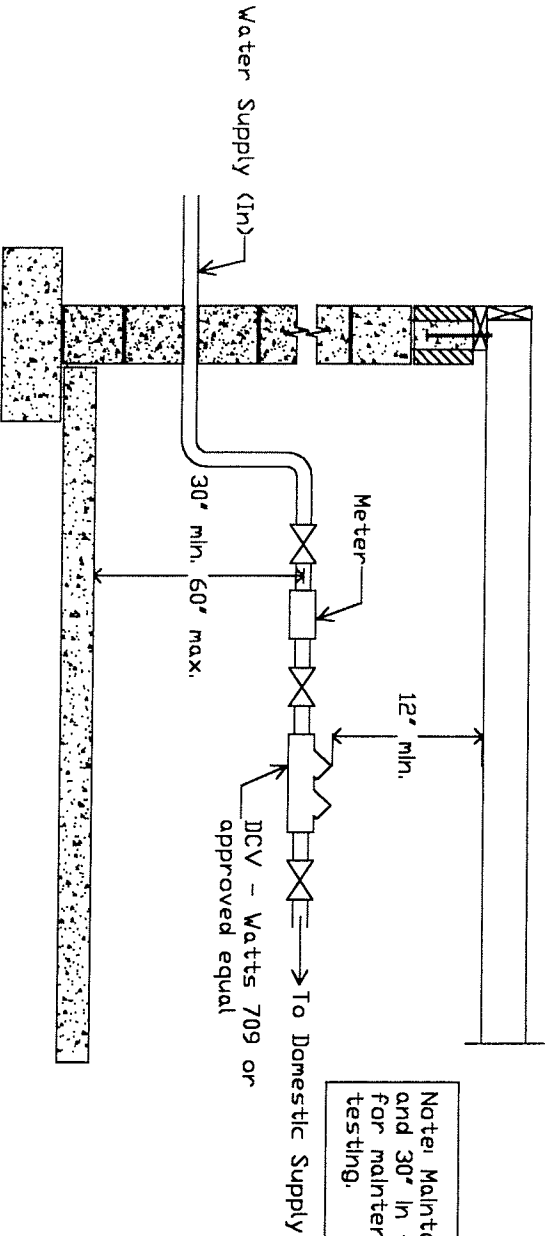
1. All backflow preventers must be approved by the New York State Dept. of Health. (NYSDDH)
2. The device shall be installed as shown on the approved plans in a heated, lighted area above the highest possible flood level. The installation must be in accordance with the requirements of the NYSDDH, the Elmira Water Board and local plumbing codes. Deviations to the approved plans are not allowed without the permission of the Elmira Water Board.
3. A thermal expansion tank should be installed on the cold water make-up lines to direct fired storage tanks. A working pressure relief valve must be maintained at all times.

4. The BFP device is to be tested by a NYSDDH certified tester at the time of installation and at least annually thereafter. Test results are to be supplied to the Elmira Water Board.
5. Maintenance of the device is the responsibility of the customer. The device should be disassembled and overhauled every five years.
6. It is unlawful to tamper with the BFP device, to install any outlet or connections ahead of the device, to install an unprotected bypass around the device, or to remove the device from service without the approval of the Elmira Water Board.

Maintain following clearances:
 A: 30" min. 60" max. floor to pipe CL
 B: 12" min. above backflow preventer
 C: 18" min. floor to lowest point of backflow preventer
 Maintain 8" min. in back and 30" min. in front of unit for testing and maintenance.




3/4"-2" RPZ W/WALL DRAIN	
Elmira Water Board	
These drawings prepared under the direction of Jim Frandsen, Licensed Professional Engineer	
Date: 10/5/99	Rev. #:



Note: Maintain 8" in back and 30" in front of unit for maintenance and testing.

General Notes

1. All backflow preventers must be approved by the New York State Dept. of Health. (NYSDOH)
2. The device shall be installed as shown on the approved plans in a heated, lighted area above the highest possible flood level. The installation must be in accordance with the requirements of the NYSDOH, the Elmira Water Board and local plumbing codes. Deviations to the approved plans are not allowed without the permission of the Elmira Water Board.
3. A thermal expansion tank should be installed on the cold water make-up lines to direct fired storage tanks. A working pressure relief valve must be maintained at all times.
4. The BFP device is to be tested by a NYSDOH certified tester at the time of installation and at least annually thereafter. Test results are to be supplied to the Elmira Water Board.
5. Maintenance of the device is the responsibility of the customer. The device should be disassembled and overhauled every five years.
6. It is unlawful to tamper with the BFP device, to install any outlet or connections ahead of the device, to install an unprotected bypass around the device, or to remove the device from service without the approval of the Elmira Water Board.



Elmira Water Board

3/4"-2" DCV

These drawings prepared under the direction of
Jim Frandsen, Licensed Professional Engineer

Date: 10/5/99 Rev. #:

2-16-07